COMMUTATOR RING

Position insulation gap so that it is not between rails and glue into main outer body.

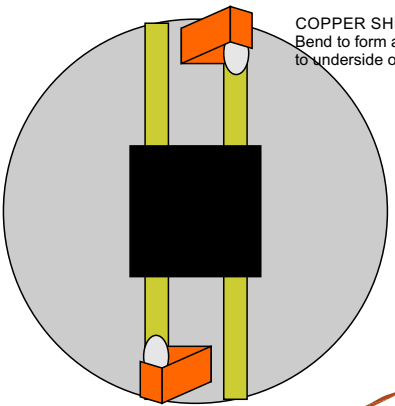

COPPER SHEET
Bend to form a wiper contact and solder to underside of rail.

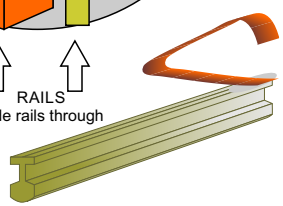

RAILS
slide rails through

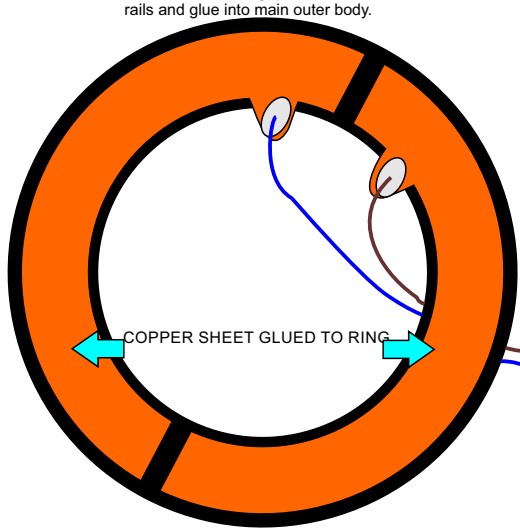

COPPER SHEET GLUED TO RING

TO TRACK POWER

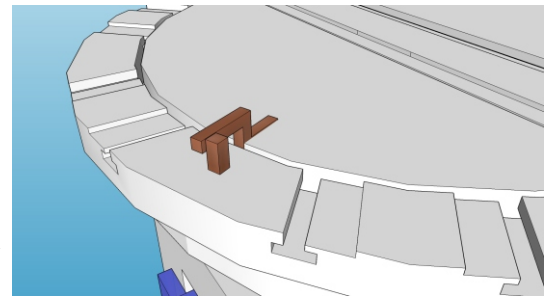

FORM A CALIBRATION STOP.

Melt a vertical header pin into turntable edge and “z” bent header pin into turntable top.