

Ho Scale model train Greenhouse

G **Gordyt47**

VIEW IN BROWSER

updated 31. 8. 2023 | published 31. 8. 2023

Summary

Model prints flat requires 2 ea. of ends walls and roof. Assembly glue one end to base then the two walls then the...

World & Scans > Architecture & Urbanism

Tags: greenhouse thingiverse modeltrains rhino3d

Model prints flat requires 2 ea. of ends walls and roof.

Assembly glue one end to base then the two walls then the second end. finally the two roof pannels. The benches are not to be glued in so they can be decorated.

Video link https://youtu.be/DAHyX9Yv8tc

My favorite site for model train things

WWW.Railagoose.com

Print Settings

Printer Brand:

Creality

Printer:

Ender 3 Pro

Resolution:

0.2

Infill:

30%

Filament: MatterHackers PLA white

Notes:

Model prints flat requires 2 ea. of ends walls and roof.
Assembly glue one end to base then the two walls then the second end. finally the two roof pannels. The benches are not to be glued in so they can be decorated.

Video link https://youtu.be/DAHyX9Yv8tc

WWW.Railagoose.com

Category: Buildings & Structures

Model files



benches_greeenhouse.stl



side_walls_greenhouse.stl



roof_greenhouse.stl



base_greenhouse.stl



end_wall_greenhouse.stl

Find source .stl files on Thingiverse.com

License

This work is licensed under a
Creative Commons (4.0 International License)

Attribution

✖ | Sharing without ATTRIBUTION
✔ | Remix Culture allowed
✔ | Commercial Use
✔ | Free Cultural Works
✔ | Meets Open Definition