

Bridge for model railway in H0 scale

the_tro

VIEW IN BROWSER

updated 18. 11. 2023 | published 18. 11. 2023

Summary

Bridge for model railway in H0 scale with 12 pillars and track segments inbetween.

Hobby & Makers > Other Ideas

For Märklin H0 scale C-tracks. Bridge height allows to cross an other track.

Print each pillar 2 times. Those with the bows take the track segments (available for both H0 straights lengths of 172 and 188 mm). The side element (also in both lengths) ca be sticked into the track segements. I print the track segments with supports below both sides.

The steepness is a compromise between required length of the whole bridge and track inclination.

Model files

h0bridge_side188.stl



h0bridge_trackpath172.stl



h0bridge_side188round.stl



h0bridge_trackpath188.stl



h0bridge_pillar6.stl



h0bridge_side172round.stl



h0bridge_pillar5.stl



h0bridge_pillar4.stl



h0bridge_pillar3.stl



h0bridge_pillar1.stl



h0bridge_pillar2.stl

License



This work is licensed under a
Creative Commons (International License)

Public Domain

✔ | Sharing without ATTRIBUTION
✔ | Remix Culture allowed
✔ | Commercial Use
✔ | Free Cultural Works
✔ | Meets Open Definition